



District Report Card: 2017


State: Tamil Nadu	District: The Nilgiris
Class: 8	Subject: Language
Schools: 51	Students: 949


Participation/Coverage


Students

<div>GENDER</div> <div></div>	Boys		Girls	
	Number	%	Number	%
	420	44.26	529	55.74

<div>AREA</div> <div></div>	Rural		Urban	
	Number	%	Number	%
	466	49.10	483	50.90

<div>CATEGORY</div> <div></div>	SC		ST		OBC		GEN	
	Number	%	Number	%	Number	%	Number	%
	478	50.37	90	9.48	332	34.98	49	5.16

<div>CWSN</div> <div></div>	LD	VI	HI	S&LD	ID	Oth
	1	1	0	1	5	2

<div>Management</div> <div></div>	Government		Government-aided	
	Number	%	Number	%
	500	52.69	449	47.31

Average Performance of Students in Language (%)

Overall	Gender		Area		Management		Social Group			
	Male	Female	Rural	Urban	Govt.	Aided	SC	ST	OBC	GEN
57.76	55.24	59.76	54.51	60.90	53.72	62.26	58.30	47.19	60.22	55.24

Performance on Learning Outcomes (LOs)

Learning Outcomes	Description	Average Performance(%)
L813	Read textual/non-textual materials with comprehension and identifies the details, characters, main idea and sequence of ideas and events while reading	57.76

Range of Performance of Students who Answered Correctly							
Below 30%		30% - 50%		50% - 75%		Above 75%	
Number	%	Number	%	Number	%	Number	%
132	13.91	205	21.60	406	42.78	206	21.71

Lowest Performing Learning Outcomes (LOs)

1 - Read textual/non-textual materials with comprehension and identifies the details, characters, main idea and sequence of ideas and events while reading (57.76)